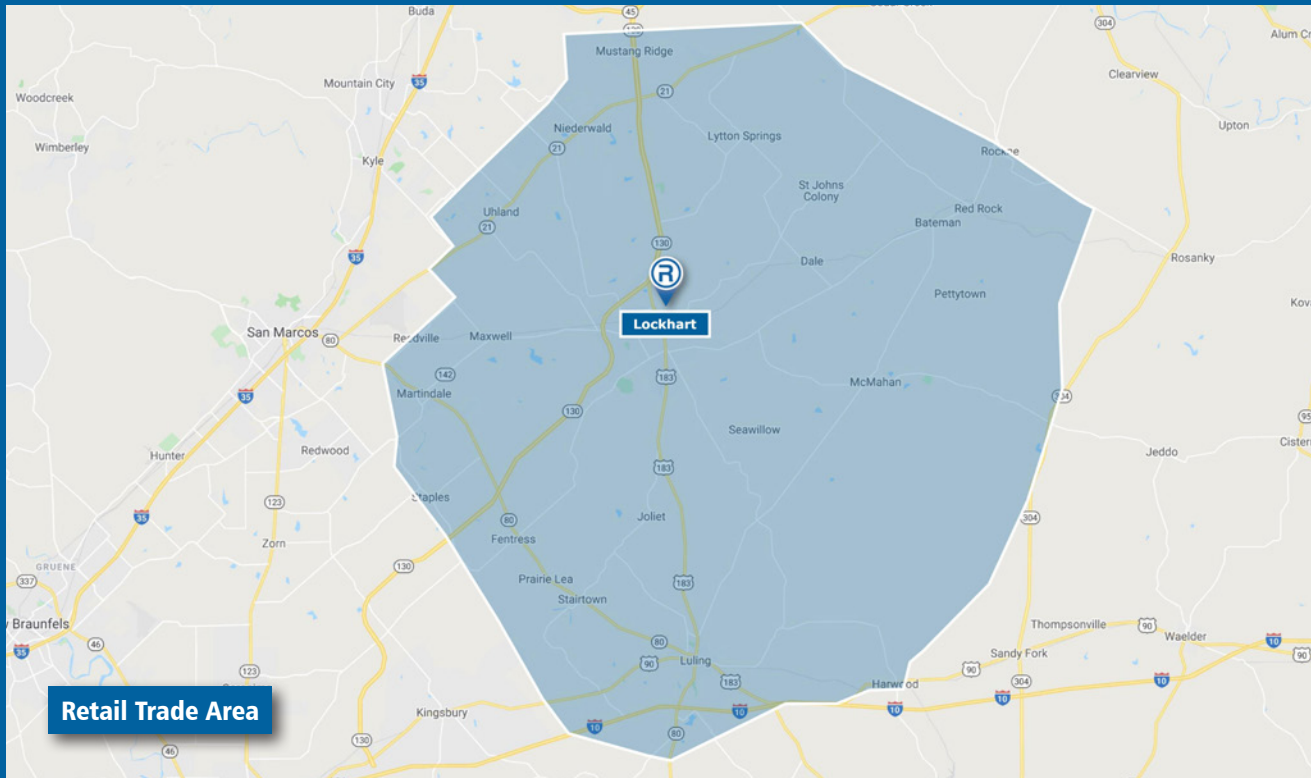


# Retail Market Profile 2019



## CITY OF Lockhart ECONOMIC DEVELOPMENT

### Contact Information

**Mike Kamerlander, CEcD**  
**Director, Economic Development**

City of Lockhart  
308 West San Antonio Street  
Lockhart, Texas 78644

Phone 512.398.3461

Cell 512.376.0856

[mkamerlander@lockhart-tx.org](mailto:mkamerlander@lockhart-tx.org)  
[LockhartEDC.com](http://LockhartEDC.com)

October 2019. All information furnished is from sources deemed reliable and is submitted subject to errors, omissions, change of terms and/or conditions. Prepared by The Retail Coach, LLC, a national retail consulting and market research firm. 800.851.0962.

### Population

	2000	2010	2019 ESTIMATE	2024 PROJECTION
Retail Trade Area	38,520	44,771	51,766	55,691

### Income

	2019 ESTIMATE
Average Household	\$72,952
Median Household	\$57,098
Per Capita	\$25,158

### Educational Attainment

	2019 ESTIMATE
Graduate or Professional	3.9%
Bachelor's Degree	10.0%
Associate Degree	6.3%
Some College, No Degree	21.3%
High School Graduate	35.5%
Some High School, No Degree	10.8%
Less than 9th Grade	12.2%

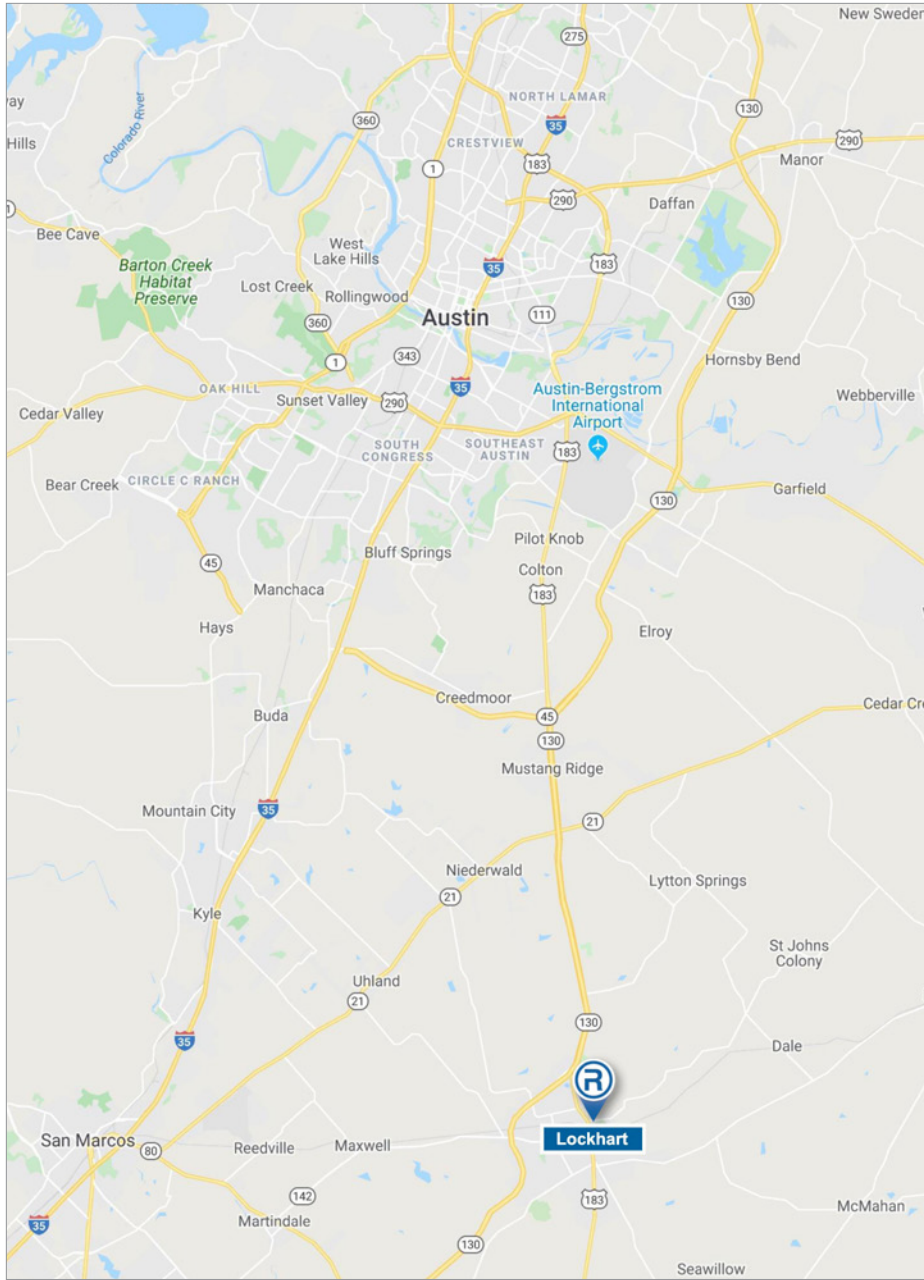
### Race Distribution

	2019 ESTIMATE
White	72.93%
Black or African American	5.10%
American Indian/Alaskan	1.02%
Asian	0.41%
Native Hawaiian/Islander	0.05%
Other Race	17.55%
Two or More Races	2.93%
Hispanic or Latino (of any race)	54.40%

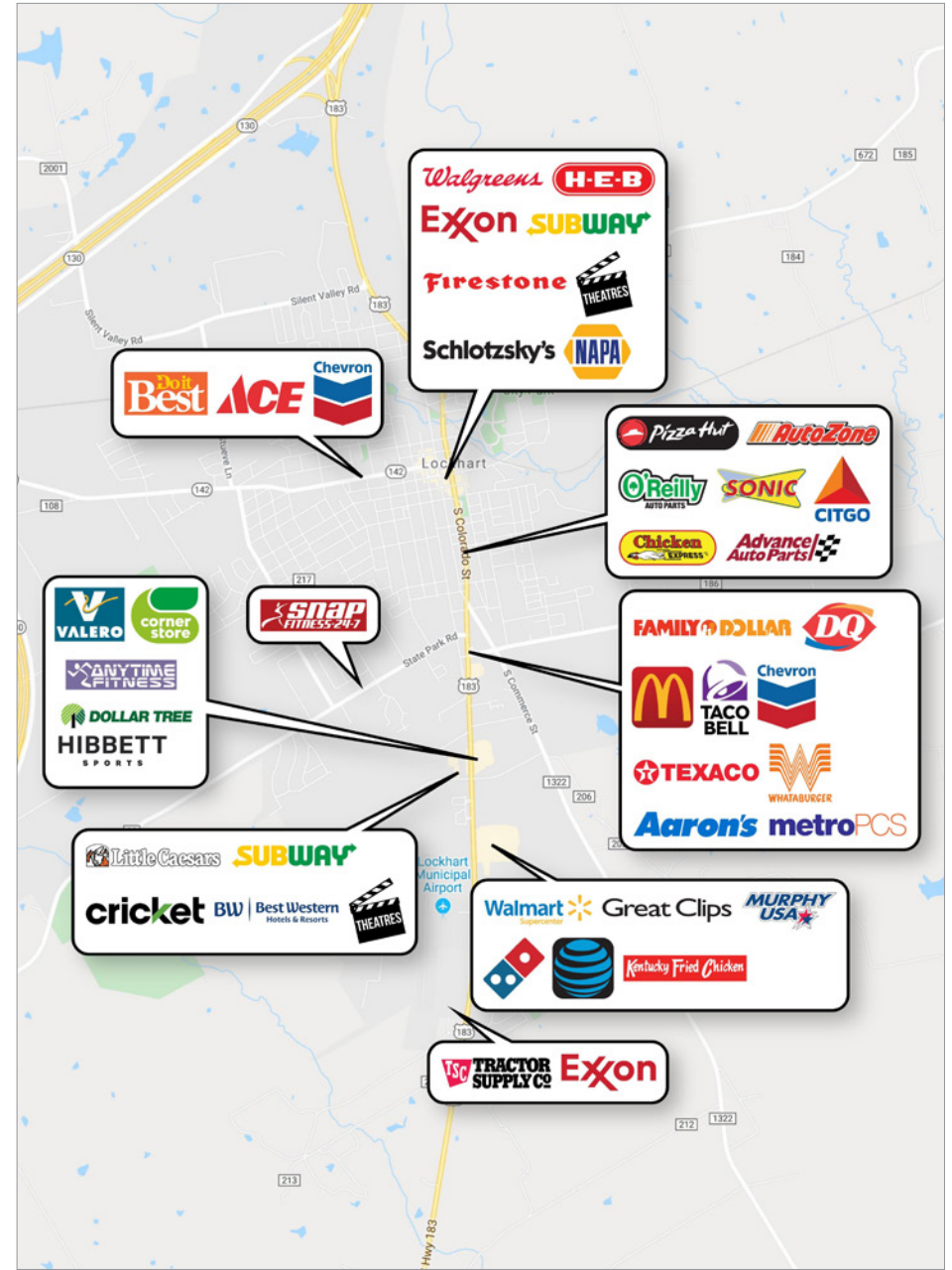
### Age

GROUPS	2019 ESTIMATE
9 Years and Under	13.65%
10-17 Years	11.33%
18-24 Years	9.08%
25-34 Years	13.08%
35-44 Years	12.57%
45-54 Years	12.67%
55-64 Years	12.73%
65 Years and Over	14.90%
DISTRIBUTION	2019 ESTIMATE
Median Age	37.26
Average Age	38.18

# LOCATION MAP



# EXISTING RETAIL



Information provided is for illustrative purposes only and is deemed to be correct as of publish date of this document. Data sources used may include: ESRI, AGS, Nielsen, RegisPro, SitesUSA, TxDOT and/or Microsoft Corporation.